



**CHIEF JUDGE RAYMOND E. GEORGE, JUDGE JOY R PARKS and
JUDGE T. BUCKLEY LEVINS
Enotah Judicial Circuit of Georgia**

ATTENTION

Due to the continued increase in the number of COVID cases and the variants thereof, the order dated January 12, 2022 is being continued.

DO NOT enter the building if you are experiencing ANY Flu like symptoms or any symptoms related to COVID or the variants thereof.

MASKS

ANYONE (including ALL Employees) entering the Courthouse must wear a face covering/mask during the length of their visit.

Employees are required to wear a face covering while in any public area.

SOCIAL DISTANCING

The 6ft spacing between individuals not living in the same household is required. Social distancing is to be observed in all areas of the Courthouse, whether standing or sitting.

THIS ORDER SHALL BECOME EFFECTIVE IMMEDIATELY AND SHALL CONTINUE UNTIL THE CLOSE OF BUSINESS ON FEBRUARY 28, 2022.

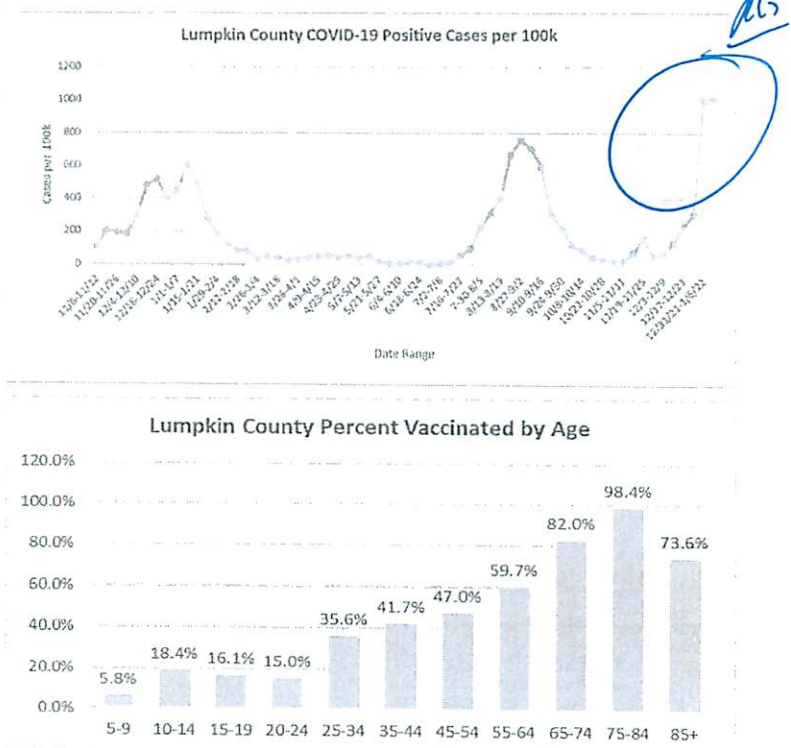
SO ORDERED, this 20th day of January, 2022.



Raymond E. George, Chief Judge

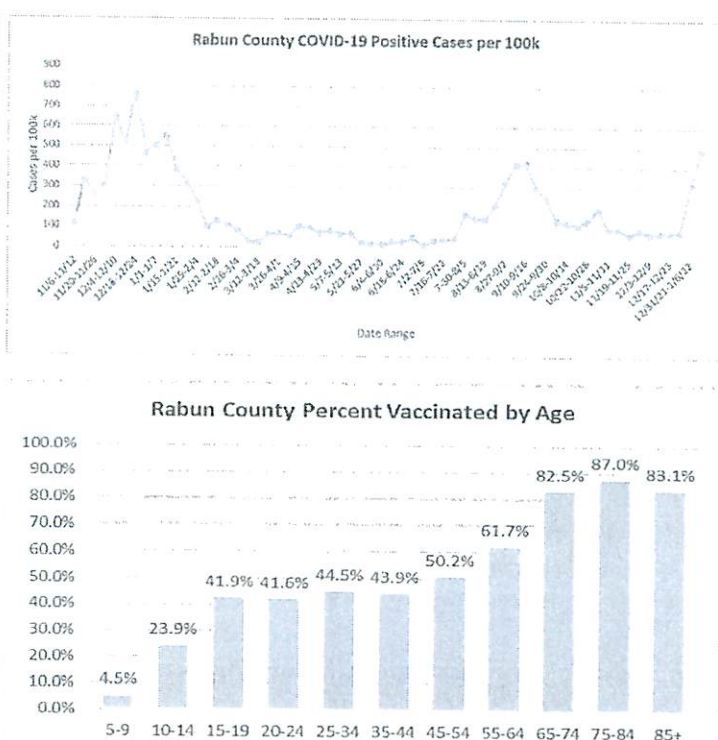
Lumpkin County

COVID-19 Cases	
Total Positive Cases	5,490
14 Day Case Rate (per 100K)	2,015
Percent Positive over last 2 weeks	42.4%
Total Hospitalizations	446
Total Deaths	94
COVID-19 Vaccine	
Vaccines Administered	29,196
Vaccines Administered per 100K	90,105
One Dose:	12,969 (40% residents)
Fully Vaccinated:	11,959 (37% residents)



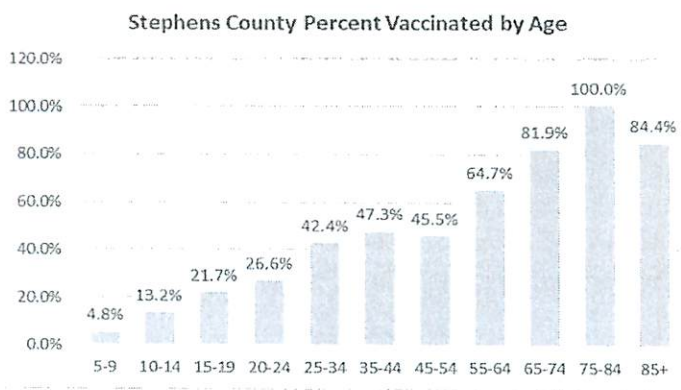
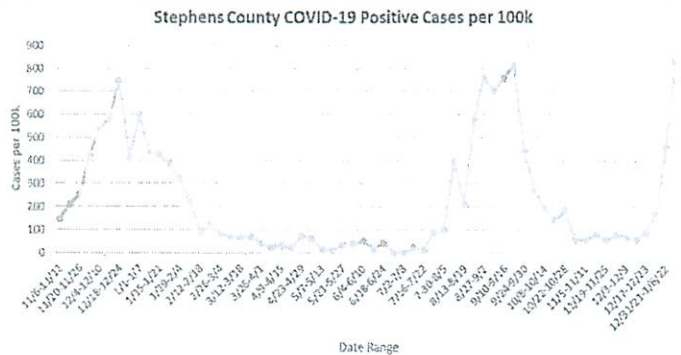
Rabun County

COVID-19 Cases	
Total Positive Cases	2,429
14 Day Case Rate (per 100K)	983
Percent Positive over last 2 weeks	30.3%
Total Hospitalizations	229
Total Deaths	69
COVID-19 Vaccine	
Vaccines Administered	20,362
Vaccines Administered per 100K	122,331
One Dose:	8,765 (53% residents)
Fully Vaccinated:	8,071 (48% residents)



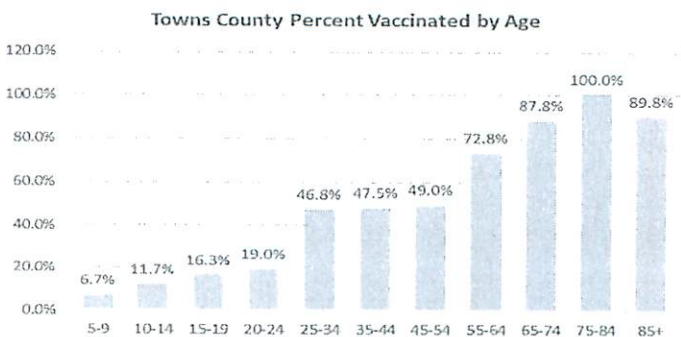
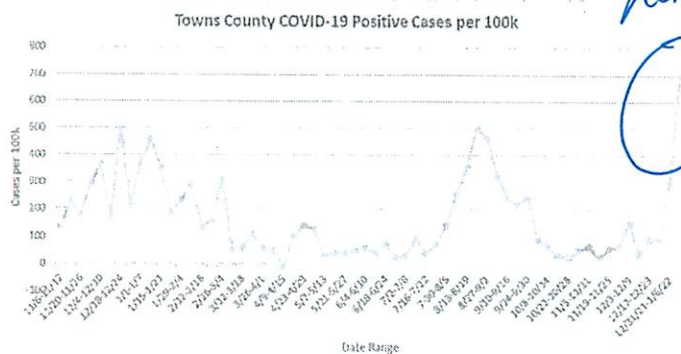
Stephens County

COVID-19 Cases	
Total Positive Cases	5,041
14 Day Case Rate (per 100K)	1,269
Percent Positive over last 2 weeks	38.6%
Total Hospitalizations	366
Total Deaths	115
COVID-19 Vaccine	
Vaccines Administered	26,602
Vaccines Administered per 100K	103,308
One Dose:	11,897 (46% residents)
Fully Vaccinated:	10,893 (42% residents)



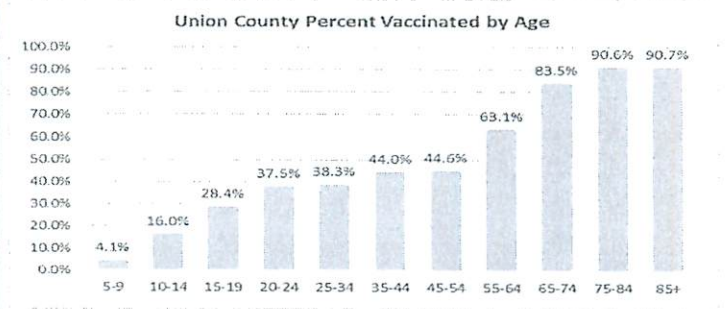
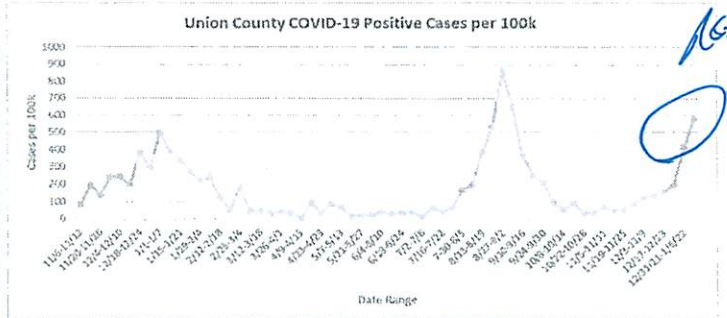
Towns County

COVID-19 Cases	
Total Positive Cases	1,734
14 Day Case Rate (per 100K)	1,005
Percent Positive over last 2 weeks	26.6%
Total Hospitalizations	190
Total Deaths	72
COVID-19 Vaccine	
Vaccines Administered	15,529
Vaccines Administered per 100K	133,674
One Dose:	6,558 (56% residents)
Fully Vaccinated:	6,082 (52% residents)



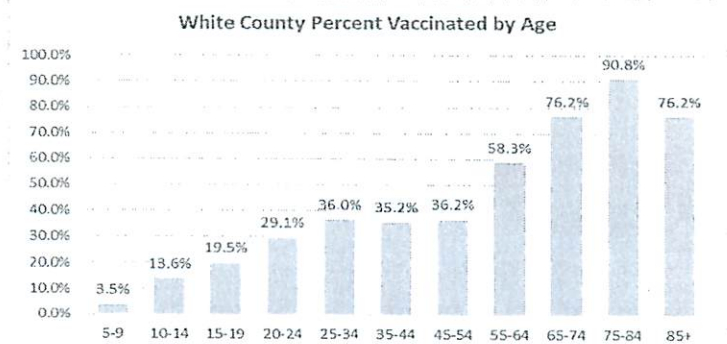
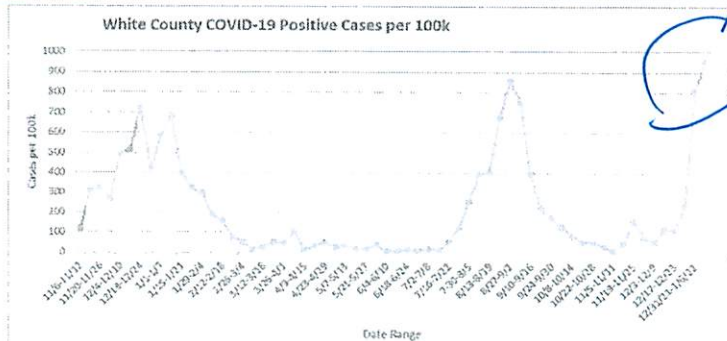
Union County

COVID-19 Cases	
Total Positive Cases	3,585
14 Day Case Rate (per 100K)	963
Percent Positive over last 2 weeks	26.6%
Total Hospitalizations	366
Total Deaths	121
COVID-19 Vaccine	
Vaccines Administered	28,948
Vaccines Administered per 100K	124,304
One Dose:	12,374 (53% residents)
Fully Vaccinated:	11,543 (50% residents)



White County

COVID-19 Cases	
Total Positive Cases	5,276
14 Day Case Rate (per 100K)	1,729
Percent Positive over last 2 weeks	40.5%
Total Hospitalizations	426
Total Deaths	118
COVID-19 Vaccine	
Vaccines Administered	27,964
Vaccines Administered per 100K	94,828
One Dose:	12,253 (42% residents)
Fully Vaccinated:	11,344 (38% residents)



EPI SUMMARY: Data source Georgia DPH and SendSS. Cases include all confirmed and probable cases. Population data source Oasis, 2019. Time frame as of 11/06/2020 to 1/13/2022. Vaccines introduced 12/19/2020 – decline noted in cases after vaccine implementation. Vaccine data includes number of vaccines administered in each county in District 2 and vaccines administered per 100,000 (of the total county population). Vaccine data also shows number of one dose received and percentage of residents as well as 2 doses received, and percentage of residents vaccinated.

*Graph above shows weekly changes in COVID cases. The case rate reported in the graph is approximately half of the 14-day case rate.

*Vaccine graph shows percentage of individuals vaccinated by age group.